


S2 Music

Homework Guide




Homework EXERCISE 1: MUSIC REVISION

The first task asks you to name the notes on the staff: A or E or G etc.

Revise from the information below before attempting the questions.

Covered so far in class




Notes on a LINE

Every
Glasgow
Bus
Drives
Fast




Notes in a SPACE

FACE!



Notes which fall below or above the STAVE


Now try and name the notes in the homework task – try and do it without referring to the above information, try and memorise the note names!

| | | |
|---|-----------|----------------------|
|  | Semibreve | 4 beats |
|  | Minim | 2 beats |
|  | Crotchet | 1 beat |
|  | Quaver | $\frac{1}{2}$ a beat |

Homework EXERCISE 2: REPETITION

The first task asks you to copy out the music given in the previous bar to make a bar of REPETITION. Basically it's a copy and paste exercise!

Look at the example of REPETITION below:



To create an OSTINATO for one bar, choose note values that add up to a total of 4 beats. In the example below, two quavers have been used together – remember when this happens to join up the stems.



| | | |
|---|-----------|----------------------|
|  | Semibreve | 4 beats |
|  | Minim | 2 beats |
|  | Crotchet | 1 beat |
|  | Quaver | $\frac{1}{2}$ a beat |

Homework Exercise 3: POP MUSIC RESEARCH TASK

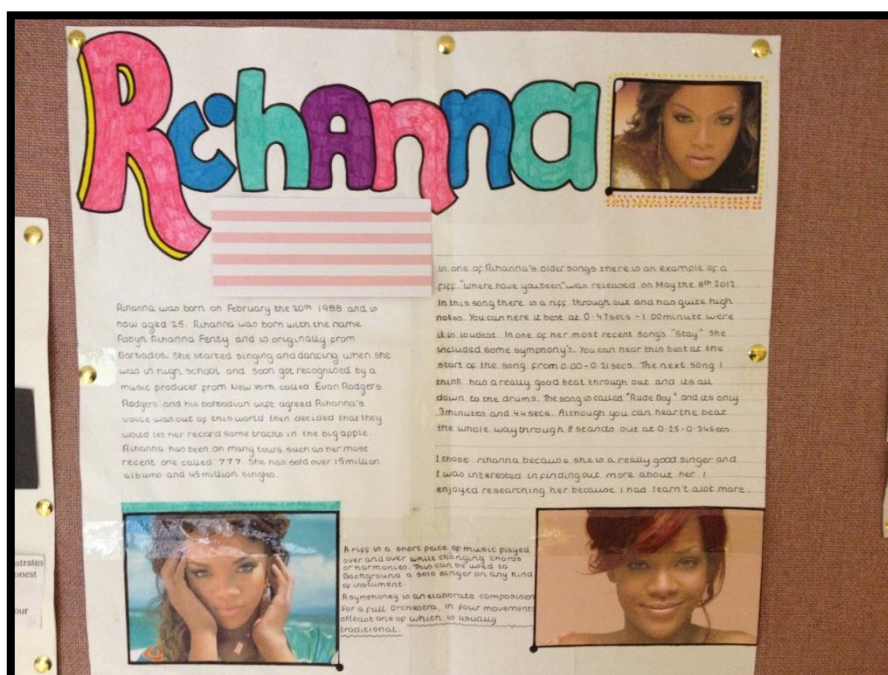
You are going to choose an artist/band you like from 1950-present day and create a poster detailing the following information:

Structure:



- **Style background** - a paragraph of information about the style of music they perform.
- **Background information** about the artist/band (awards, albums, interesting facts)
- **Music** - name at least 3 songs they have released and comment on the instrumentation used, concepts that feature in the music. (RIFF, FINGER PICKING, STRUMMING, BACKING VOCALS, SOLO, ACCOMPANIED, SYNTHESISER, DRUM FILL, DISTORTION, BEATS IN A BAR, UNISON, HARMONY)

Here is an example:




Homework Exercise 4: FILM MUSIC



- Name the notes (C, D, G etc)

What is the first note – a line or a space?



- Complete the note underneath the “missing note!”

Play through the melody (you will know it!) and work out what the missing note is...you will need to use your musical ear... If you don't have an instrument at home remember you can use a digital piano or a free piano app on your phone.

- Circle a Crotchet.
- Draw a box around a Quaver.

Revise your note values...

| | | |
|--|-----------|----------------------|
| | Semibreve | 4 beats |
| | Minim | 2 beats |
| | Crotchet | 1 beat |
| | Quaver | $\frac{1}{2}$ a beat |