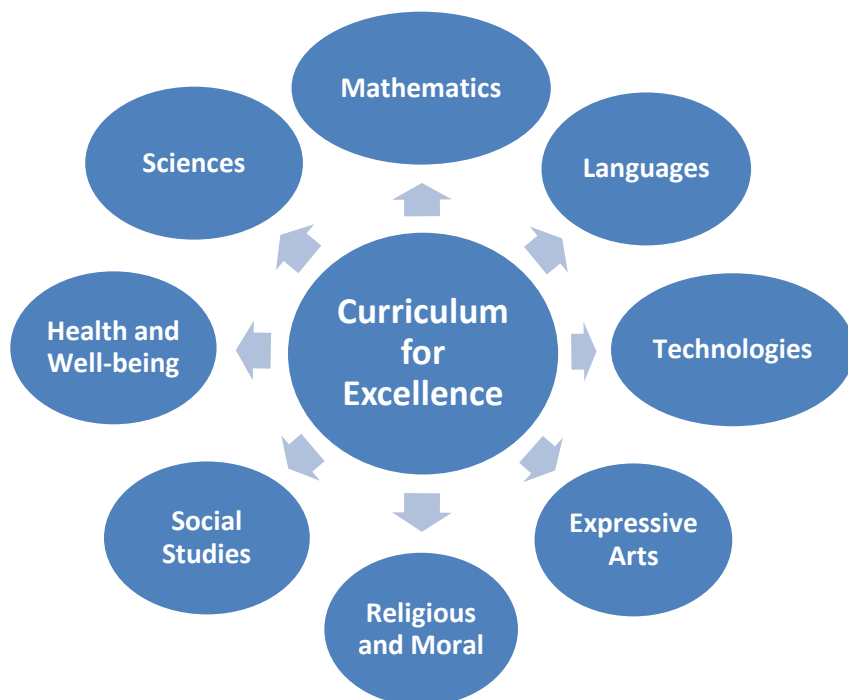


# S1 Curriculum Guide



2025/2026



## **S1 Curriculum**

The BGE curriculum is split into 8 areas shown as on the cover; our S1 pupils study 16 different subjects within those areas during the course of S1, including our recent addition of Skills Academies where all pupils will be given the opportunity to utilise skills learned in class in unfamiliar contexts. This guide provides some information about the courses studied during S1 and it has been organised around 5 key headings for each of the subjects:

<b>What will I learn?</b>	an overview of the type of work covered. Each subject area has given some details about the content of the course.
<b>What skills will I develop?</b>	what are the core skills for learning, life and work that pupils will develop through their work in this subject?
<b>How will I know I am progressing?</b>	how is the pupil assessed? Tests? Feedback from pupils and teachers? Classwork? Jotter work?
<b>What type of Homework will I get?</b>	type and amount of work to expect in the different subject areas. Subjects which are practical in nature eg PE will often give little in the way of formal written homework but may ask pupils to do some research on a particular topic
<b>Useful Tips/Resources</b>	hints to help with schoolwork

## Homework

Homework is an important element in the development of all pupils at Lenzie Academy and this booklet should give both pupils and parents an overview of the work covered in the different subject areas as well as the homework issued. A Homework diary has been issued to all S1 pupils.

### Homework Policy

**Pupils** - You are expected to complete homework by the deadline set by the teacher. Your teacher will tell you when you have homework. You should also get into the habit of using your Homework Diary.

**Parents** - Your cooperation is key to encouraging young people to adopt a mature approach to learning. You can play a part by checking homework, asking about the work covered in class and encouraging pupils to make use of the homework diary. If there are any problems with the completion of homework please contact your child's Guidance teacher.

**Teachers** - encourage pupils to complete work at home by setting formal homework and offering suggestions on how to plan and organise work

### What is Homework?

Homework can take a variety of forms including: revising work covered in class, completing set questions, finishing off a task, learning some new vocabulary, carrying out research, preparing for a test or planning a talk or presentation.

### Homework Planners

Homework planners are issued to every pupil. The planner helps pupils to organise themselves, record homework and test dates.

### Top Tips for Homework

- Always start promptly
- Be organised – have all you need ready
- Work in a quiet place
- Use your Homework diary to help with planning
- Work on a flat surface with good light
- Plan your work – don't leave it till the last minute
- Don't just read notes; write down key words,
- Try to complete some work each day – spread the work over the week

### Homework Club

If you need a quiet place to do your homework or would like some teacher help, you should come along to the homework club in room B4. Support for Pupils staff supervise and provide help with homework every lunchtime and there is access to ICT if you have research or typed work to undertake.



Homework support is also available at LA Launch, which provides teacher support and ICT access in B4 from 3.30 to 4.30 on a Tuesday and Thursday.

## **Assessment and Reports on Progress**

Pupils may have class tests, but progress is based on continuous assessment.

Pupils will be issued with Monitoring and Tracking Report in December where subject areas will give ratings for Effort, Behaviour and Homework. A full report is produced in May where each subject teacher will provide information on progress in the subject. A Parents' Meeting is scheduled for May following the issue of the full report.

## **School Website**

Please visit our school website which has lots of useful information for pupils, parents and carers.

Keep up to date with news and events, departments, the parent council and extra-curricular activities.

<http://www.lenzieacademy.e-dunbarton.sch.uk>

## **Parents Portal**

Sign up to the new Parents Portal – Lenzie Academy are one of the schools piloting this new way schools and families communicate with each other through a new online service called [parentsportal.scot](http://parentsportal.scot). It's an online portal designed to be a one-stop shop for a number of school-related activities and will create a new digital relationship between you and us. This exciting development will make communicating with one another easier and more efficient.

Here are some of the things it will help you do: make online payments (cashless catering), report an absence, update your contact details and view your child's attendance and timetable. More services will be added in the future.

You can access the new Parents Portal via the Scottish Government's secure online account called [myaccount](http://myaccount). Don't worry if you don't have one yet or can't remember signing up for one, you will receive an email with joining instructions and there'll be a video to help you through the process. There will also be more information and FAQ's on the school website and on the Council website too.

## Art & Design



### What will I learn?

The following topics will be delivered:

**Project 1 – Expressive Portrait Unit**

**Project 2 – Art studies (written)**

**Project 3 – 2D Design Unit**

You will develop knowledge, understanding and skills through the following activities:

- observational drawing
- techniques for using line, tone and colour
- explore compositions in an interesting way
- the design process
- appreciation and extending KU of Artists and their work
- expressing your imagination, developing creativity and forming opinions
- learning and using art and design vocabulary

### Skills Developed

Literacy

Psychomotor skills

Evaluation

Listening

Numeracy

Creativity

Observation and recording

Health and Wellbeing

Problem Solving

Media handling

### How will I know I am making progress?

- ✓ I will evaluate my own work and that of others.
- ✓ I will get feedback from my teacher through discussion.
- ✓ I will use my log book to record what I do well and state what I can improve on, as well as tracking where I am within Level 3/4 BGE.
- ✓ I will set targets at the end of a project, which will become my focus in future work.



### Homework



Formal homework activities will be issued monthly. A booklet will be provided detailing tasks, along with visual examples. An electronic copy of this will be available on Teams. You should spend between 40 and 60 minutes on tasks. Informal homework may be issued to help you improve your interest, choices or to re-cap on a lesson. Remember to get your parent's or guardian's signature in your homework booklet.

### Useful Tips/Resources

The course is all about your individual skills development. To improve is through practise, which will build your confidence. To support your learning you can find artistic techniques and approaches online. Why not try [www.google.co.uk](http://www.google.co.uk) to search your interests in artists, designers and artistic techniques. Alternatively, refer to teacher support material on Teams.



## Business Enterprise – ICT and Apprentice Challenge



### What will I learn?

- ✓ Internet Safety skills
- ✓ What emerging technologies are there that could affect our future?
- ✓ Word Processing skills
- ✓ PowerPoint skills
- ✓ A basic introduction to computer programming
- ✓ What is an entrepreneur and what skills and qualities are required
- ✓ How the Human Resources department contributes to the success of an organisation
- ✓ How the Marketing department contributes to the success of an organisation – complete marketing tasks including carrying out market research, pricing, advertising, social media campaigns etc
- ✓ How the Finance department contributes to the success of an organisation – complete costings and cash budgets
- ✓ How the Operations department contributes to the success of an organisation – create a prototype of the product

### Skills developed

These are all highlighted on the course workbook and regularly include the following:

- ✓ Literacy
- ✓ Numeracy
- ✓ ICT
- ✓ Communication
- ✓ Enterprise
- ✓ Co-operation
- ✓ Time Management
- ✓ Creative thinking
- ✓ Organising
- ✓ Working with others
- ✓ Problem Solving



**CREATIVE**

### How will I know I am making progress?



- ✓ I will check my own work and that of others
- ✓ I will get feedback from my teacher in my workbooks and in discussion
- ✓ I will use my learning intentions log to record how I feel about the topics we cover
- ✓ I will complete written assessments of my work

### Homework

Written homework will be issued every 2-3 weeks. Homework also includes revision for tests.




### Useful Tips/Resources

- Class Notes and Booklet, found on our class Teams page – to help with revision and completion of homework
- [www.bbc.co.uk/learningzone](http://www.bbc.co.uk/learningzone) - to help with research
- [www.teachict.co.uk](http://www.teachict.co.uk)

# Design Technology

## What will I learn?

- **Design & Manufacture:** You will learn about materials and the importance of design to develop a Clock from your own ideas, before manufacturing the Clock from acrylic plastic in one of our Practical Workshops.
- **Graphic Techniques:** You will learn about Colour Theory, Sketching and the importance of 3D Graphic Design, using the drawing boards to produce Graphic drawings in our Graphics Studios. You will also complete and display a Health Promoting Graph, with information gathered from your own research.
- **Engineering:** You will learn about engineers, and how they play an important role in technology and society, solving common problems using electronic and mechanical systems.
- **Skills Developed:** You will develop skills for life, learning and work when you are in the department. In S1 these will include Numeracy and Literacy, Time Management and Creative Thinking. You will also use and improve your skills in Problem Solving.
- **How will I know I am making progress?**  
I will set my own targets for improvement, these will be monitored and updated throughout the session. Both the teacher and I will check my work and that of others, and offer constructive feedback. My peers will have the opportunity to offer feedback on my work. I will be given supportive feedback from my teacher.



### Homework

Homework tasks will be given two or three times for each topic. These will always relate to the class topic you are working on with your class teacher. Reading over the entries in your course booklet, and learning the tools and materials in the subject from your folio pages would also be considered homework.

### Useful Tips/Resources

[www.technologystudent.com](http://www.technologystudent.com) – good for research / general interest.

[www.howstuffworks.com](http://www.howstuffworks.com) - good for research / general interest.

# English



## What will I learn?

In S1, we help you to develop skills in a range of areas. We all complete the following outcomes using a range of different texts:

- ❖ Critical Evaluation of Literature
- ❖ Informative Writing
- ❖ Poetry Writing
- ❖ Creative Short Story Writing
- ❖ 'Unseen' Creative or Personal Writing completed over two periods
- ❖ Close Reading
- ❖ Solo Talk
- ❖ Group Discussion

## Skills Developed

- ❖ Ability to analyse quotations
- ❖ Recognising bias, supporting detail and important facts
- ❖ Creativity with language
- ❖ How to analyse word-choice
- ❖ How to summarise using your own words
- ❖ Proof-reading and self-correction

## How Will I Know I'm Progressing?

- ❖ Your teacher will provide you with regular feedback and help you set targets for Reading, Writing, Talking and Listening throughout the year.
- ❖ You'll also be provided with targets for each piece of work and will develop the ability to self-assess your own work.

## Homework

- ❖ We have a homework programme which will set you a piece of written homework once a month.
- ❖ You will be set personal reading targets once a week which will gradually longer as the year progresses. Your parents sign this homework each week.



get

## Tips / Resources

- ❖ Check your work carefully for spelling and punctuation errors.
- ❖ Read carefully the comments your teacher makes on your work to help you improve further.
- ❖ [www.dictionary.cambridge.org](http://www.dictionary.cambridge.org) - free online dictionary

# Geography

## S1 Course Content — Mapping & Empty Lands

### What will I learn?

You will learn essential mapping skills. The course will introduce you to the use of direction, scale, symbols and height. In addition, the course will develop your atlas skills. You will use these skills to understand and interpret a range of maps on a number of topics. During the second rotation, you will study the climate, main characteristics and flora & fauna of some of the empty lands of the world – the tropical rainforest, tundra and hot deserts.



### Skills Developed

In Geography we will look to develop your skills in many areas!

1. Lessons are based on co-operative learning and group work, you will work together to complete the tasks set, this will develop your **communication** and **team work** skills.
2. You will develop **independence** and **higher order thinking skills** through active learning strategies that require you to apply your prior learning.
3. Improved **confidence** through individual and group presentations, all the while building an assessment portfolio that shows your full potential.

### How will I know I am progressing?

- Your progress through the BGE in Geography will be monitored and tracked by your teacher.
- Assessment portfolios containing a variety of assessed pieces of work, with detailed feedback that highlights your strengths and weaknesses, will allow your teacher to track your progress.
- You will complete detailed self-assessments, where you identify your own areas for development and set a target for the next stage of learning.

### Homework

Homework will be assigned at regular intervals during your Geography rotation (roughly one piece of homework a week). A number of these assignments will form part of your overall assessment portfolio.



### Useful Tips / Resources

Keep workbooks and jotter work tidy and complete any missing work if you have been absent. Remember to bring your work booklet to class every day.

OS Mapzone, Google Earth and [www.youtube.com](http://www.youtube.com) are great resources to help provide a deeper understanding of the material covered in class.

## Health and Food Technology



### What will I learn?

#### Unit 1 Lets Cook

- I will learn about current healthy eating advice including how to prepare food safely and hygienically.
- I will gain confidence in the use of ingredients and equipment when preparing food.
- I will learn about the journeys which foods make from source to consumer, their seasonality, local availability and their sustainability.

#### Unit 2 Healthy Choices

- I will learn that people have different dietary needs at different stages in life.
- I will learn to prepare dishes that meet the dietary needs on individuals and the guidance from the Eatwell Guide.

#### Unit 3 Breakfast Challenge

- I can explore the use of ingredients and their suitability for a cookery task at home or in the world of work by working on a problem solving challenge linked to breakfast

### Skills Developed

- |                                       |                        |            |
|---------------------------------------|------------------------|------------|
| • health and wellbeing                | • time management      | • literacy |
| • planning and organisation           | • team work            |            |
| • food preparation and cooking skills | • producing food items |            |
| • using a cooker and equipment safely |                        |            |



### How will I know I am making progress?

- I will check my own progress as I work through the tasks
- I will know what is expected of me by following the instructions or recipe.
- I will know the standard I need to work towards by using the criteria set by the teacher.
- I will check the progress I am making with my teacher.
- I will get feedback from my teacher on the standard of my work.
- I can evaluate my work and set targets for future tasks.

### Homework

The homework task will be an investigation into fruit and vegetable (s) of your choice. The investigation will be completed over a three week period and should follow the structure set out in the homework task sheet.

### Useful Tips/Resources

[www.food.gov.uk](http://www.food.gov.uk)    [www.bbcgoodfood.com/recipes](http://www.bbcgoodfood.com/recipes)    [www.nutrition.org.uk](http://www.nutrition.org.uk) - to help with research.

# History




## What will I learn?

- I will learn how William Wallace and Robert the Bruce contributed to the development of the Scottish nation.
- I will be able to report on the impact and consequences that the rise of the Nazi party had on the lives of Jews in Europe.

## Skills developed

I will develop skills in the following areas:

- Informative and persuasive writing.
- Verbal communication through group work and class debates.
- Researching and working with sources.



## How will I know I am making progress?

- I will get feedback from my teachers in my jotter and in discussion.
- After written assessments my teacher will identify areas of strength and steps for improvement.
- I will complete a target setting sheet to record my progress and next steps.



## Homework

A research project will be issued once per topic and revision will be required for a written assessment.

## Useful Tips/Resources


- Jotter – check your answers and make amendments to your notes, if required.
- Revision Guide – should be used before assessments to help focus revision using active techniques (do not just read).

[www.bbc.co.uk/learningzone/clips](http://www.bbc.co.uk/learningzone/clips)

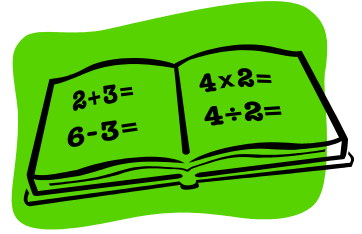
[www.bbc.co.uk/scotland/history/articles/the\\_wars\\_of\\_independence/](http://www.bbc.co.uk/scotland/history/articles/the_wars_of_independence/)

[www.bbc.co.uk/history/worldwars/](http://www.bbc.co.uk/history/worldwars/)

[www.annefrank.org](http://www.annefrank.org)



## Mathematics



### What will I learn?

Pupils will develop numeracy and mathematical skills through careful planning of learning activities, questions and a range of assessments. These will cover all numeracy and maths benchmarks incorporating the curriculum organisers of:

- Number, Money & Measurement Shape
- Position & Movement
- Information handling
- Problem Solving & Enquiry


In Mathematics my learning will enable me to:

- Develop a secure understanding of the concepts, principles and processes of mathematics and apply these in different contexts, including the world of work.
- Engage with more abstract mathematical concepts and develop important new kinds of thinking.
- Understand the application of mathematics, its impact on our society past and present, and its potential for the future.
- Develop essential numeracy skills which will allow me to participate fully in society.
- Establish firm foundations for further specialist learning.
- Understand that successful independent living requires financial awareness, effective money management, using schedules and other related skills.
- Interpret numerical information appropriately and use it to draw conclusions, assess risk, and make reasoned evaluations and informed decisions.
- Apply skills and understanding creatively and logically to solve problems, within a variety of contexts.
- Appreciate how the imaginative and effective use of technologies can enhance the development of skills and concepts.

### What Skills will I develop?

Pupils will be given the opportunity to develop the following skills;

- ✓ **Numeracy**
- ✓ **Literacy**
- ✓ **Health & Wellbeing**
- ✓ **Employability, enterprise & citizenship**
- ✓ **Thinking Skills**



## How will I know I am making progress?

- I will correct my homework at the start of every period.
- I will correct the work I complete in class every period.
- My teacher will correct a check-up homework exercise at the end of each topic and provide me with feedback on my performance.
- After completing assessments, I will fill in a post assessment form, detailing my strengths and areas for development and attempt any revision highlighted.

## Homework

I will be given homework after each class lesson which must be completed for the next lesson. This homework should take me approximately 10-15 minutes to complete.

I will also be given end of topic checkups which will be taken in and corrected by my teacher.

## Useful Tips/Resources

Download and use the Numeracy booklet – on Lenzie Academy website.

Visit; [www.supermathsworld.com](http://www.supermathsworld.com)

<https://uk.ixl.com/standards/scotland/maths/third-level>

Revise and consolidate; <http://www.mathsworkout.co.uk>

Username: lenzie

Password: factor46




## Modern Languages

### What will I learn?

- ❖ Begin to develop an understanding of how language works, and use language well to communicate ideas and information in other languages.

- ❖ The following topics will be studied:

- Consolidation of topics learnt in Primary
- Self and Family
- School
- My pastimes
- Town



### Skills developed

- ❖ Begin to develop skills in listening, talking, reading and writing. You will also improve your memory skills, problem solving skills, lateral thinking skills and creative skills, which are essential for learning, work and life.

### How will I know I am making progress?

- ❖ Both teacher and I will check my work and that of others.
- ❖ I will be given feedback from my teacher.

### Homework

- ❖ You will be told on which date each piece of homework is due and you should complete one exercise each week.
- ❖ Homework will be a mixture of online exercises, writing tasks, worksheets and vocabulary learning.
- ❖ Each exercise should take between 10 and 20 minutes to complete.



### Useful Tips/Resources

- ❖ You must always take a note of any new words or phrases that appear in class. You should then make sure that you **LEARN** them.
- ❖ Check your work carefully for spelling errors.
- ❖ Read the feedback comments your teacher makes in your jotter to help you improve.
- ❖ [www.linguascope.com](http://www.linguascope.com)

## Modern Studies



### What will I learn?

- I will learn how newspapers, TV news and other forms of media can influence my opinions.
- I will compare some of the rights and responsibilities of citizens in Scotland and a contrasting society, China. For example, the right to vote and the right to protest and demonstrate.

### Skills developed

#### I will learn:

- how to detect exaggeration and bias in sources.
- how to reach informed opinions using different sources of information.
- how to use Modern Studies specific vocabulary which will help further develop my literacy skills.
- how to detect 'fake news'.
- how to cross reference sources of information for accuracy.
- how to handle statistical information which will help further develop my numeracy skills.
- how Modern Studies skills are transferable both in school and for the future.



### How will I know I am making progress?

- At the beginning of each lesson my teacher will tell me what I can expect to learn and what skills I will be using during the lesson. I can use these learning intentions to help me revise my class work.
- I will be asked to complete different types of assessment activities. My teacher and I will then discuss my progress. This will help me identify my areas of strength and next steps for improvement.



### Homework

Short written homework tasks will usually be issued fortnightly. One of the first pieces of homework I can expect will be to write about a current news story. This will help me to become more aware of what is happening in the world around me. This will also help me form my own opinions about current affairs.



### Useful Tips/Resources

- ✓ I should keep myself up to date with current affairs by watching television news, reading a quality newspaper, or accessing a news app or website, e.g.

<https://www.bbc.co.uk/news>





## Performing Arts - Music



### What will I learn?

- To read, write and play music at a level suitable for me: keyboard, drum kit, ukulele, glockenspiel and guitar. I will learn to play on my own and as part of a group. My progress will be tracked through my Progress Diary.
- To learn to compose music by looking at melody and rhythm, and structure these ideas into a short composition
- To experience Music Technology and learn how to sequence blocks of audio and add basic sound effects
- To learn to recognise the instruments of the orchestra, and to listen and identify features and concepts within a range of music including Scottish music and the topic Carnival of the Animals.
- To give constructive comments on my own and others' work and be able to record my progress

### Skills:

Listening	Confidence	Evaluation
Reading	Co-ordination	Instrumental
Composing	Performance	Creative

### How will I know I am making progress?

- I will check my own work and that of others and get feedback from my teacher both through discussion and in my Progress Diary.
- I will complete listening and practical assessments throughout S1



### Homework

A homework booklet for S1 Music will be issued with tasks set on a fairly regular basis. Homework tasks follow up work that has been covered in class and some of these tasks require access to the internet. Internet access is available in school if there is not access at home.

### Useful Tips/resources

- Lenzie Academy School Website - a homework helpguide for S1 is uploaded!
- Progress diary - to set targets for my performing and review progress
- [www.mydso.com](http://www.mydso.com)
- [www.ataea.co.uk](http://www.ataea.co.uk)

## Personal and Social Education

### What will I learn?

- how I can get used to my new school
- how to lead a healthy lifestyle and be aware of the dangers of alcohol, drugs and substance misuse
- how to keep myself safe, whilst using my mobile phone, the internet and on the roads
- what I can do if I am bullied or feel pressurised by my friends
- how to develop healthy relationships



### Skills I will develop:

Through Personal and Social Education (PSE), you will also develop key skills that are important for learning, life and work. These include:

Health and Well Being  
Communication  
Leadership:  
Understanding  
Creating  
Time Management

Working with others  
Co-operation  
Organisation  
Evaluating  
Problem solving

### How will I know I am making progress?

- I will get feedback from my teacher in my jotter/workbooks and in discussion
- I will get feedback from my classmates when I am working as part of a group
- I will set targets with my teacher during the year and I will review these targets to see how I am doing
- I will consider my skills and qualities and celebrate my achievements
- I will complete “Heartstart” training which can lead to a certificate in First Aid



### Homework

- I will not usually receive any specific homework for PSE but I will learn about the importance of homework during my PSE lessons and my teacher will check my homework diary regularly to see that I am using it correctly.

### Useful Tips/Resources

- Jotter /Workbook – to look over my classwork
- [www.childline.org.uk](http://www.childline.org.uk); [www.connexions-direct.com](http://www.connexions-direct.com) – to help provide more information and advice

# Physical Education

## What will I learn?

Physical Education will develop not only your fitness and your ability to perform physical skills, but it will enhance your thinking skills and your personal qualities.

In S1 your PE course will focus on the following PE benchmarks:

- Focus & Concentration,
- Cue Recognition,
- Decision-making,
- Respect & Tolerance,
- Determination & Resilience,
- Kinaesthetic Awareness,
- Balance & Control,
- Gross & Fine Motor Skills ,

Typical activities that you will perform in S1 include:

- Rugby,
- Dance,
- Basketball,
- Gymnastics
- Badminton
- Choice block
- Summer Games
- Hockey
- Social dance,
- Athletics



## Skills Developed

Through Physical Education you will also develop key skills that are important for learning, life and work. These include:

- Health and Well Being
- Leadership
- Organisation
- Applying
- Understanding
- Evaluating
- Creating
- Communication
- Problem solving
- Working with others

## How will I know I am making progress?

- You will get feedback from your teacher and your classmates on a regular basis.
- You will complete evaluation tasks in class that will show your progress.
- You may be videoed and therefore get to watch your progress.
- You will be asked to discuss/explain/describe information you have learned in PE.

## Homework

Homework sheets/tasks will be completed monthly through the PE Family Learning Booklet. These will involve a variety of tasks to complete that will promote an active, healthy lifestyle.

## Useful Tips

Keep yourself as active as possible outside school. Attend one or more of Lenzie Academy's many extra-curricular clubs. Or join a club outside of school. If you regularly participate in a sport please inform your PE teacher.

# Religious Moral Education

## (Religious, Moral and Philosophical Studies)

### What will I learn?

- About various religious beliefs and practices related to rites of passage, festivals and pilgrimage.
- About religious, philosophical and scientific / non-religious beliefs about the origins of the universe and the meaning of life.
- How religious and secular thinking affects society, the local community and myself.
- How to develop and express my own beliefs and opinions, whilst respecting others' rights to do the same.



### Skills Developed:

- **Research skills:** using primary and secondary sources, I will be able to understand and describe various religious and non-religious beliefs and practices.
- **Analysis skills:** pupils will be able to make the connections between beliefs and practices, explain the similarities and differences between religious and non-religious thinking.
- **Evaluation skills:** I will be able to make informed judgements on the relevance, importance or impact of the beliefs and practices being studied
- **Communication and literacy:** by listening, speaking, reading and writing I will be able to learn and clearly explain my understanding or opinion
- **Co-operation:** I will be able to successfully complete tasks by working with others.

### How will I know I am making progress?

- ✓ I will reflect on my own progress each lesson using the success criteria shared with me for each lesson/topic.
- ✓ I will check my own work, and that of others.
- ✓ I will get feedback from my teacher through my jotter, homework tasks and in learning conversations.
- ✓ I will complete written assessments, give presentations and participate in philosophical inquiry tasks to demonstrate my skills, which will be assessed by my teacher.






## Homework

I will complete on-line homework activities every 2-3 weeks that will allow me to revise information, or practice skills gained in class.

## Useful Resources /Tips

- The best resource is your jotter work
- Glow Teams and One Note Class Notebook – online record of lesson materials and video clips
- The RME page on the school website has useful links to websites that can help with revision and homework.



# Science

## What will I learn?




*In the Energy topic I will learn about the different forms of energy, renewable energy sources, and the causes and effects of climate change.*

**In the Cells topic I will learn how to use a microscope safely and identify the parts of cells. I will also learn about the different types of microorganism and the characteristics of different groups of plants and animals.**



In the “Chemical World” topics I will learn about solids, liquids and gases, changes of state and solubility. I will also learn about the Periodic Table of Elements and how elements combine to form compounds

*In the “Solar System” topic I will learn about the planets in the solar system, life in the universe and space exploration.*



**In the Ecology topic I will learn about the environment and the interactions between animals and plants in an ecosystem.**

## Skills developed




In science, I will learn to use **Problem Solving** and **Creative and Critical Thinking** – through Investigative Skills; **Literacy** and **Communication** - through Scientific Inquiry and Reporting; **Understanding and Applying knowledge** – through classwork, assessments and homework; **Teamwork** – through pair and group work; **Numeracy** and **Analysing** – through Graph drawing, Ratios, Percentages and Interpreting Data; **Health and Wellbeing**- through Safety and Risk Assessment.



## How will I know I am making progress?

I will get feedback from my teacher in my booklets and in discussion.

I will carry out tests to check my progress and get feedback from my teacher.



## Homework



Homework assignments will be issued regularly (about once a fortnight). My homework also includes regularly using my notes for revision and preparing for tests.

## Useful Tips/Resources

Class notes or Jotter – to help with revision and completion of homework.

<https://www.exploratorium.edu/explore>, <https://www.brainpop.com/free-stuff/>,  
<http://www.rigb.org/education/games>