

Lenzie Academy
Performing Arts Department

Drama



S1 Homework Help Guide


*You should complete all tasks by writing on the booklet.
You should put your best effort into your work and
complete all parts of the tasks. If you are unsure of what
to do, ask your teacher in advance.*

Word Bank

<u>Word</u>	<u>Definition</u>
Stimulus	<i>Anything which suggests ideas which can be developed into a drama</i>
Spontaneous Improvisation	<i>Drama created 'on the spot' without a script or plan</i>
Rehearsed improvisation	<i>Practice or preparation of a drama</i>
Convention	<i>Something which highlights a specific moment in the drama</i>
Monologue	<i>A lengthy speech by one character directly addressing the audience</i>
Flashback	<i>Acting out an event in the past</i>
Flashforward	<i>Acting out an event in the future</i>
Narrator	<i>Character who tells the story to the audience</i>
Sustain a character	<i>Staying in role for the duration of the scene</i>
Set	<i>Large objects which are placed on the stage to indicate location</i>
Props	<i>Any item held by an actor e.g. knife, mirror, school bag</i>
Make up	<i>Cosmetics such as lipstick or powder applied to the face, used to enhance or alter the appearance</i>
Costume	<i>Anything that is worn by an actor, often used to indicate age, occupation or personality</i>
Lighting	<i>Lighting colours or effects which are used to enhance a performance</i>
Sound	<i>Music and/or sound effects which are played to enhance a performance</i>

Yeh Shen - Homework Task 1: Diary Entry

Write a diary extract in Li Yui's (spoiled daughter) or Yeh Shen's (step daughter) journal describing a day in her life. Remember to write in as much detail as you can and in the first person e.g. Dear Diary, Today I felt.... and include your character's thoughts and feelings. Remember to write in sentences and paragraphs and check your spelling.



This task asks you to write in role as one of the characters from the Yeh Shen story. You must imagine how it would feel to be them and write as if you are them.

Exemplar

Dear Diary, today my stepmother made me clean all of the house. When I finished she said it wasn't clean enough she made me do it again! I am so exhausted and upset.

If you are struggling to remember the characters you can read the story on the next page – this will help you to better understand the characters.

Yeh Shen – A Cinderella Story

During the time of the Qin and Han dynasties, a cave chief named Wu married two wives and each gave birth to baby girls. Before long Chief Wu and one wife died leaving one baby, Yeh Shen, to be raised by her stepmother.

The stepmother didn't like Yeh Shen for she was more beautiful and kinder than her own daughter so she treated her poorly. Yeh Shen was given the worse jobs and the only friend she had was a beautiful fish with big golden eyes. Each day the fish came out of the water onto the bank to be fed by Yeh Shen. Now Yen-Shen had little food for herself but she was willing to share with the fish.

Yeh Shen - Homework Task 2: Knowledge and Understanding Questions

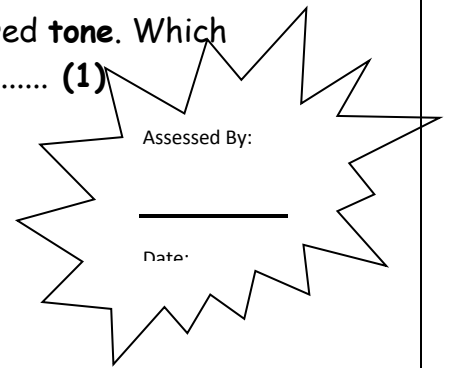
Complete the sentences below. If you are unsure of any of the words, check the wordbank at the front of the booklet. Also, you could ask the teacher or another pupil for help or you could do some research on the internet or in a library.

1. A **Stimulus** is(1)
2. A **Spontaneous Improvisation** is (1)
3. A **Rehearsed Improvisation** is(1)
4. One way you can make a **Rehearsed Improvisation** entertaining for an audience is(1)
5. A **convention** is.....(1)
6. An example of a **convention** is.....(1)
7. A moment of **tension** in the Yeh Shen story is.....
.....(1)
8. This is a moment of **tension** because.....
.....(1)
9. When speaking I use a low **pitch**, a slow **pace** and a sad **tone**. Which character am I?.....(1)

10. When speaking I use a medium **pitch**, a fast **pace** and a tired **tone**. Which character am I?..... (1)



Total Mark
10



This task asks you to complete the definitions based on what we have covered in class. All words are listed in the word bank at the front of the booklet.

The conventions we have covered so far in class are: **flashback**, **flashforward**, **freeze frame**, **monologue** and **narration**.

For questions 9&10 pupils are asked to choose a character who fits the described voice. The voice terms in the table below may help to answer the question.

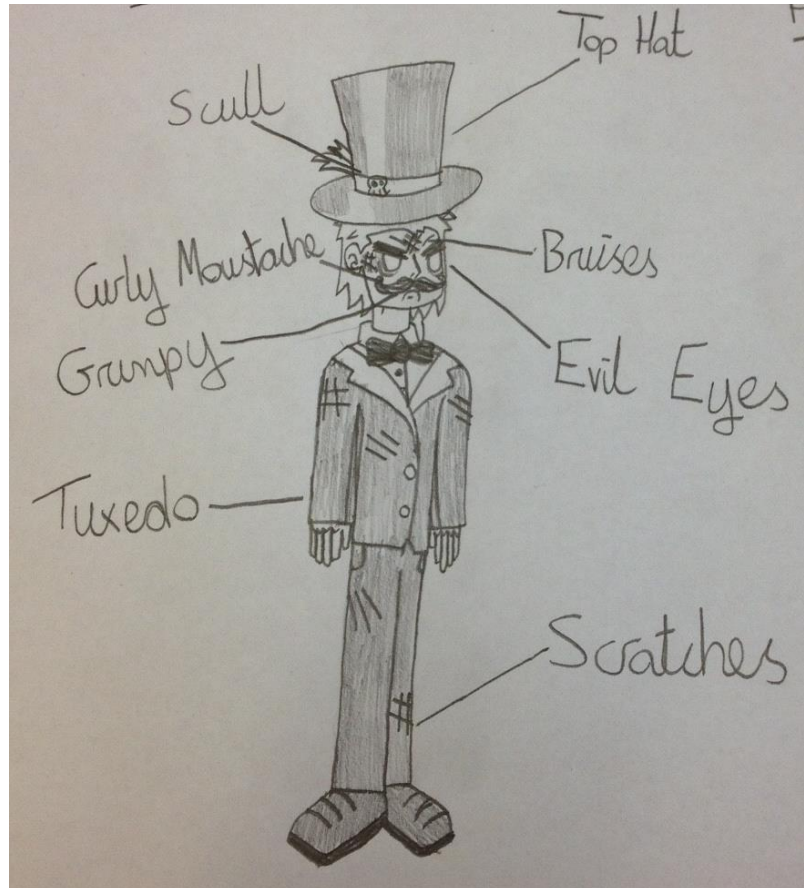
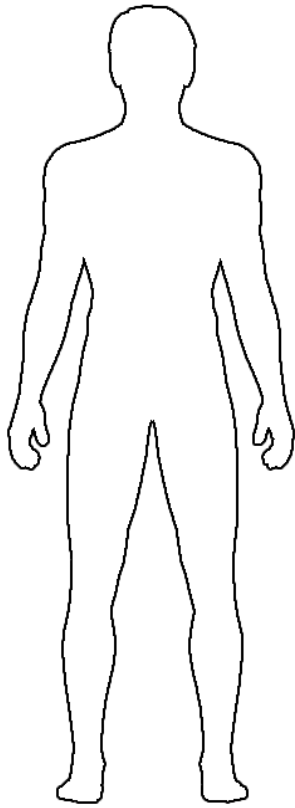
Voice Terminology

Tone	A change in the voice to express emotion
Pitch	How high or low the voice is
Pace	The speed of speech

Extension Task: *Name a convention you have used in your improvisation and explain how you used it in your story.*

Melodrama - Homework Task 3: Costume Design

Choose one character from your Melodrama (Either Hector, Rosilinda, Lord Byron or the Father). Design their costume for a Victorian Melodrama performance adding **full colour** and as much detail as you can.



This task asks you to look at Victorian costumes online and use this to gain inspiration for your design. You may want to type in: *Victorian Melodrama Costumes* – into Google Images and have a look at the results to get ideas. Above is a picture of a design from an S1 pupil – this is an example of good work.

You should then add colour to enhance your design – pencils are best for showing detail.

Then add:

- **props** e.g. a parasol for Rosalinda
- **accessories** e.g. a sword for Hector

- jewellery e.g. a pocket watch for Lord Byron

Extension Task: *Research Melodrama costumes online and insert a picture of a costume you found interesting.*

Melodrama

Homework Task 4: Preparing for your Performance

Complete the following questions based on your 'Love at the Railway Station' drama. Remember to answer in SENTENCES!

1. What is your melodrama called?
2. Which character do you play?
3. Where is your drama set?
4. What happens in the beginning of your drama?
5. What happens in the middle of your drama?
6. What happened in the end of your drama?
7. What props would you like your character to use and why?
8. What costume would you like your character to use and why?
9. What lighting colours do you need to enhance your drama and why do you want these colours?
10. Who do you think you will invite to see your performance and why will you invite these people?
11. What do you need to do now to prepare for your final performance?
12. How well do you think your group are working together and why?
13. What do you think you need to improve your performance?

This task asks you to think about the drama you rehearsed in class. You should describe the story and the character you are playing. You should reflect honestly on how your group is working together.

You could read the script we are using in class to jog your memory. It is in the box below.

Love at the Railway Station

Characters Father, Daughter Rosalinda, Evil Lord Byron the Great, Hector the Hero.

Love at the Railway Station is the tale of the beautiful Rosalinda and the Evil Lord Byron.

Two young lovers Hector and Rosalinda are sitting on a bench at the railway station. Enter the Girl's father.

Father – How dare you! Get away from my daughter!

Hector – But sir I wish to marry your daughter!

Father – She is promised to another and you young man, are poor and he is very, very rich!

Rosalinda – Oh no you don't mean Lord Byron do you?

Father – Yes my dear. Lord Byron the Great!

Rosalinda – Oh no!

Rosalinda faints Hector helps her up onto the bench.

Hector – Don't worry my love. I will leave this place, go find fame and fortune and return to claim you as my bride!

Rosalinda – Oh my brave Hector!

Hector – Farewell for now.

Hector leaves and Rosalinda starts to cry and her father consoles her.

The Lord enters and speaks to the audience.

Lord – It will be too late! I am going to have the hand of the fair Rosalinda. Her father has promised otherwise I will throw them out onto the streets to starve. My rent is many months overdue.

Father – Lord Byron what are you doing here?

Rosalinda – Oh No!

She faints and her father helps her up.

Lord – Rosalinda I have come for you. You are destined to be my wife!

Rosalinda – I would rather die than be your wife!

Lord – That can be arranged!

Father – My daughter you will do as you are told. You will marry Lord Byron or get out of this place and never darken my door again.

Rosalinda – Never!

Lord – Father, let's share a drink from this bottle to seal our arrangement!

Father takes bottle from Lord and drinks.

Lord – Little does he know I have put a poison in that bottle and soon he will be asleep and I can carry him to the railway line! *(Evil laugh)*

The father begins to choke and falls to the ground. Rosalinda falls to her knees.

Rosalinda – Please let my father go!

The Lord grabs Rosalinda and shakes her.

Lord – The six fifteen is almost due marry me or your father dies!

Enter Hector pointing his sword at the Lord.

Hector – Unhand that woman!

The Lord drops Rosalinda to the ground and draws his sword. The pair fight to the death.

Hector the Hero stabs the Lord through the heart. He is dead.

Hector – So perish all such evil men

Rosalinda – My hero

They hug

Hector – My darling you are mine at last!

The Father comes round, stands up and notices the Evil Lord is dead!

Father – Hector, you have won the hand of the fair Rosalinda. You sir may marry my daughter.

Tips for Improving a Performance

- Face the audience
- Sustain your character
- Learn your lines
- Change your voice and movement to be the character
- Concentrate during rehearsals
- Listen to the other members of your group during rehearsals

Extension Task: Using the website below, answer the following questions:


<http://www.theatrelinks.com/melodrama/>

→ Where does the word Melodrama come from?

→ In which centuries was Melodrama most popular?

Pirates - Homework Task 5: Wanted Poster

Using your imagination, create a wanted poster for the Pirate you are playing in class. If you are playing Jim, the Doctor or the Mother choose a Pirate from your scene. Remember to include the crimes they have committed, how much the reward is and a picture of your Pirate. Add full colour and as much detail as you can to enhance the quality of your work.



This task asks you to create a character card for a pirate you have played or researched. You should include the full name of your pirate, the crimes they have committed and the reward offered for their capture.

If you can't remember which character you played you could research a famous pirate using the following website:

<http://www.elizabethan-era.org.uk/famous-pirates.htm>

Extension Task: *Looking at the picture below, answer the following questions. You may want to do some extra research online.*



- 'Pirates of the Caribbean' is set between 1720-1750 approx. Looking at the costumes, what clues do they give you for when it is set?
- Which costume do you think is the most interesting? Explain why.
- Looking at the costumes, who do you think is the most evil character? Explain why?
- Looking at the costumes, who do you think is the most good/innocent character? Explain why?